08 TRAY SYSTEM ISO 40/60

TRAY SYSTEM ISO 40/60 08.1
THE CONCEPT 138-139
HAMMERLIT MODULAR CARRIER SYSTEMS/TRAY PANELS 140-141
CRADLES FOR MOUNTING STRIPS 142
TRAYS AND BASKETS 143-147
SHELVES FOR TRAY PANELS 148
LABELS/INSERTS ACCESSORIES 149
CABINET SYSTEM haliONE 08.2
CABINET SYSTEM haliONE TOPLINE 151-155
CABINET DESIGNS 156-163
WORKTOPS 164
SINKS, DRUG STORAGE 165

TRAY SYSTEM ISO 40/60
08.1

Hammerlit is a supplier of advanced product systems concerning hospital supply and disposal as well as a consultant and supplier for all kinds of products for **data-based material management** in hospitals.

We support you in planning your installation, implementing the system and training your employees.

Trays in the field of Patient Care
(Chapter 1)

Trays in the field of Patient Care
(Chapter 1)

Trays in the field of Case Carts
(Chapter 5)

Trays in the field of Tray Systems
(Chapter 8)

Trays in the field of Cabinet System haliONE
(Chapter 8)

Trays in the field of
Shelving Systems
(Chapter 9)

MODULAR SUPPLIES – SERVICE

The advantages of a modular supply will be evident in all manner of different sections of your operation. The **care personnel** will be largey freed of activities not directly related to patient care and can rely on prompt deliveries and reliable stockkeeping. The system is rounded off by optimum cabinet and modular system planning taking into account work procedures and the range of goods handled.

Supply of goods in the **pharmacy** and in the **central store** is rationalized by route-optimized consignment lists and clearly-defined orders. Stock movements are automatically notified to the Materials Management System through interface connections.

The **administration** benefits from meaningful statistics and can continuously adjust and optimize the range and levels of stocks in accordance with current requirements.

STEP 1

ANALYSIS / CONSULTANCY

Aims are mutually agreed and after taking stock of the **current situation** our staff, who have many years of practical experience in the health care field, will be able to prepare a concept individually designed for your own operation. The **supply requirements will be determined,** possibilities for internal **order handling** will be demonstrated and an **EDP solution** connected to the existing materials management devised.

STEP 2

PLANNING

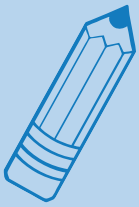

Hammerlit's planning services comprise the **furnishing and modular system equipment** for stations, service areas, OP, central storage and pharmacy, also **transport facility planning**. In addition, working out supply channels and the integration of the software are essential components of the scope of planning.

STEP 3

REALIZATION

With Hammerlit you have a partner who will be there with you from **installation** of the furnishings and the modular system to **fitting out** the module baskets and setting up the barcode labels to installation of the **software** and carries out all these services on your own premises.

STEP 4

TRAINING

Your staff will be trained and instructed in the system, so that further expansion and updating on the modular supplies can be carried out independent of us.

SUPPLIES CIRCUIT

Unlike conventional cupboard supplies, the ordering requirement in Hammerlit modular supply is not first recorded at the time of order placing, but already by the carer, who is actually „using up" the cupboard in question. This seemingly minor adjustment to working procedure makes all the difference to the training needs of the carers concerned. For documentation of this ordering requirement, Hammerlit GmbH favors the reversible label system, which has proved its worth with its effectiveness.

Removal of the last item from the stock cupboard.

Reversing the label from WHITE to BLUE

Clearing the goods from the reserve into the stock compartment

Scanning labels by the stock assistant

Transferring the data into the system / creation of the order lists

Placing orders for the goods, preparing delivery notes

Stocking the goods in the stock compartment

Reversing the label from BLUE to WHITE

„White labels show stocks are available, blue labels show an order is required!"

The **reversible label system** consists of blue and white labels, reversible label holders and label holder which can be fixed directly in front of the product in the modul or module tray. When using this system, for the **stock cupboard** and the **reserve cupboard only one reversible label system unit** is required.

When the stock cupboard is emptied, the label must be reversed to show blue instead of white and the stock assistant sees at once on opening the cupboard door which articles require to be re-ordered. The order is recorded by means of a barcode scanner and when the order is delivered the label is turned round again to display white – and the ordering sequence is complete.

HAMMERLIT MODULAR CARRIER SYSTEMS

1 Stopper **M6665H** for carrier walls
The stop system prevents unintentional pulling right out.

2 The tilt function of the carrier wall allows the module to be tilted by up to 25° thus enabling better access to products stored up high.

3 Module pulled out in standard carrier wall.



4 With the tongue-and-groove function, the carrying walls slot optimally into one another with almost imperceptible joints which are hygienically safe.

5 Telescopic extensions with over-extension (110 %) and frame to take module. With a loading capacity of 50 kg, the drawers are particularly suitable for heavy products such as infusions.

6 The mounting rails are to take the telescopic extensions.
The telescopic extensions can be relocated at any time within the grid without using tools.

HAMMERLIT TRAY PANELS

The Hammerlit tray panels **MTRW** are produced from an impact-resistant polymer (ABS) by **injection molding** and meet the most demanding quality requirements.
The **MTRWK liner with tilting function** ideally complements the tray panel with linear extension **MTRW** and is mainly intended for the upper part of tall cabinets. Therefore it is manufacured with an integrated extension stop.
After the trays are arrested they can be slanted by more than 25°.
In this position the user can conveniently view the tray's contents even if the tray is placed at the very top part of the cabinet.
The fitting dimensions are identical to the ones of the liner **MTRW** so that both types are combinable in one cabinet.



MTRW6K MTRW6 MTRW4K MTRW4 MTRW3K MTRW3

Carrier walls for 600 mm cabinet depth

MODEL	DIMENSIONS WIDTH mm	HEIGHT mm	POSITION IN CABINET	NUMBER CARRIER RAILS	ORDER CODE
Tilting function	543	644	left/right	13	MTRW6K
Tilting function	543	505	left/right	10	MTRW6K505
Straight extension	543	644	left/right	14	MTRW6
Straight extension	543	505	left/right	11	MTRW6505

Carrier walls for 400 mm cabinet depth

MODEL	DIMENSIONS WIDTH mm	HEIGHT mm	POSITION IN CABINET	NUMBER CARRIER RAILS	ORDER CODE
Tilting function	359	644	left	13	MTRW4KL
Tilting function	359	644	right	13	MTRW4KR
Tilting function	359	505	left	10	MTRW4KL505
Tilting function	359	505	right	10	MTRW4KR505
Straight extension	359	644	left	14	MTRW4L
Straight extension	359	644	right	14	MTRW4R
Straight extension	359	505	left	11	MTRW4L505
Straight extension	359	505	right	11	MTRW4R505

Carrier walls for 300 mm cabinet depth

MODEL	DIMENSIONS WIDTH mm	HEIGHT mm	POSITION IN CABINET	NUMBER CARRIER RAILS	ORDER CODE
Tilting function	271	505	left	10	MTRW3KL505
Tilting function	271	505	right	10	MTRW3KR505
Tilting function	271	545	left	11	MTRW3KL545
Tilting function	271	545	right	11	MTRW3KR545
Straight extension	271	505	left	11	MTRW3L505
Straight extension	271	505	right	11	MTRW3R505
Straight extension	271	552	left	12	MTRW3L552
Straight extension	271	552	right	12	MTRW3R552

Other heights available on request!

CRADLES FOR MOUNTING STRIPS INCL. TELESCOPIC RUNNERS FOR TRAYS AND BASKETS

For modules to take heavy articles, we recommend telescopic extensions. The **fixing rail system** allows optimum flexibility of the telescopic extensions used. The extensions are suspended on the mounting rails screwed into the carcase of the cabinet and their height can be adjusted at any time without using tools.
For equipping a cabinet with fixing rails and telescopic extensions, the following elements will be required: 4 fixing rails and a corresponding number of mounting frames AR46ULF or AR64ULF.

MODEL	LENGTH mm	ORDER CODE STEEL, ZINC-CHROMATED	ORDER CODE STAINLESS STEEL
Mounting strip	650	MRS0650ULF	MRSE0650ULF
Mounting strip	700	MRS0700ULF	MRSE0700ULF
Mounting strip	750	MRS0750ULF	MRSE0750ULF
Mounting strip	800	MRS0800ULF	MRSE0800ULF
Mounting strip	1300	MRS1300ULF	MRSE1300ULF
Mounting strip	1950	MRS1950ULF	MRSE1950ULF

AR46ULF

AR64ULF

MODEL	ORDER CODE
Cradle incl. telescopic runners 600 mm, matching tray/basket size 400 x 600 mm	AR46ULF
Cradle incl. telescopic runners 400 mm, matching tray/basket size 400 x 600 mm	AR64ULF
Cradle incl. telescopic runners 400 mm, matching tray/basket size 400 x 300 mm	AR34ULF

There are many combinations of runners and liners possible!

SILICONE PROFILE FOR TRAY PANELS

The silicone profile **MTRWSEAL** provides a hygienic seal between tray panel and cabinet body.

MODEL	UNIT	ORDER CODE
Silicone profile	per lineal meter	MTRWSEAL

QUICK-RELEASE ASSEMBLY SET

With the Quick-release assembly set the tray panels **MTRW6** and **MTRW6K** can be removed (e.g. for cleaning) without using tools.
The tray panel is fixed in the front and backside by anodized **aluminum guide strips.** After removing the stops **MTRWFIX,** the tray panel can easily be taken out (removable without tools).
Simply pull out the stops, push back the panel and remove it from the front aluminum guide strip.

Fixing stop
MTRWFIX

Aluminum guide strips

MODEL	ORDER CODE
Tall cabinet	MTRWALUH
Upper cabinet	MTRWALUA
Lower cabinet	MTRWALUU

MODULE TRAY EQUIPPED

1 Label holder
All label holders can be fixed either on the edge of the module or on the compartment dividers. The holders will fit all Hammerlit modules/ module trays.

2 T-piece M1T
By using the rated break points in the dividers, these may be shortened to the desired length and fixed in place with the T-piece.

3 Stop system
The stoppers are fixed to the module without using tools and prevent their being pulled out unintentionally. Two stoppers are required for each module.

4 Dividers
Dividers with rated break point make individual and space-saving storage of different products possible. Dividers of a certain height can be used both in modules as well as in modular trays of the same height.

! Module = side walls and base solid;
Module tray = floor only solid

TRAYS & BASKETS IN PC – ISO TRAY FORMAT 400 x 600 mm

Trays and baskets in accordance with **ISO standard (400 x 600 mm)** made of transparent **PC*** for insertion into tray panels and for mounting in extension frames.

M 3615H

M 1605



M 1645H

M 1665H

VERSION	MATERIAL	COLOR	DIMENSIONS WIDTH mm	DEPTH mm	HEIGHT mm	ORDER CODE
Tray lid	SAN*	transparent	600	400	15	M 3615H
Tray	PC	transparent	600	400	50	M 1605
Divider	PC	transparent	600		50	M 1665H
Divider	PC	transparent		400	50	M 1645H

*SAN = styrene acrylonitrile

M 1611H

M 1601

M 1641H

M 1661H

VERSION	MATERIAL	COLOR	DIMENSIONS WIDTH mm	DEPTH mm	HEIGHT mm	ORDER CODE
Tray	PC	transparent	600	400	100	M 1611H
Basket	PC	transparent	600	400	100	M 1601
Divider	PC	transparent	600		100	M 1661H
Divider	PC	transparent		400	100	M 1641H

M 1612H

M 1602

M 1642H

M 1662H

VERSION	MATERIAL	COLOR	DIMENSIONS WIDTH mm	DEPTH mm	HEIGHT mm	ORDER CODE
Tray	PC	transparent	600	400	200	M 1612H
Basket	PC	transparent	600	400	200	M 1602
Divider	PC	transparent	600		200	M 1662H
Divider	PC	transparent		400	200	M 1642H

*PC = polycarbonate

TRAYS & BASKETS IN ABS – ISO TRAY FORMAT 400 x 600 mm

Trays and baskets in accordance with **ISO standard (400 x 600 mm)** made of gray **ABS*** for insertion into tray panels or for mounting in extension frames.

M 0615H

M 0605

M 0645H

M 0665H

VERSION	MATERIAL	COLOR	DIMENSIONS WIDTH mm	DEPTH mm	HEIGHT mm	ORDER CODE
Tray lid	ABS	light gray	600	400	15	M 0615H
Tray	ABS	light gray	600	400	50	M 0605
Divider	ABS	light gray	600		50	M 0665H
Divider	ABS	light gray		400	50	M 0645H

M 0611H

M 0601



M 0641H

M 0661H

VERSION	MATERIAL	COLOR	DIMENSIONS WIDTH mm	DEPTH mm	HEIGHT mm	ORDER CODE
Tray	ABS	light gray	600	400	100	M 0611H
Basket	ABS	light gray	600	400	100	M 0601
Divider	ABS	light gray	600		100	M 0661H
Divider	ABS	light gray		400	100	M 0641H

M 0612H

M 0602

M 0642H

M 0662H

VERSION	MATERIAL	COLOR	DIMENSIONS WIDTH mm	DEPTH mm	HEIGHT mm	ORDER CODE
Tray	ABS	light gray	600	400	200	M 0612H
Basket	ABS	light gray	600	400	200	M 0602
Divider	ABS	light gray	600		200	M 0662H
Divider	ABS	light gray		400	200	M 0642H

*ABS = acrylonitrile butadiene styrene copolymer

TRAYS & BASKETS IN PC – ISO TRAY FORMAT 400 x 300 mm

Trays and baskets in accordance with **ISO standard (400 x 300 mm)** made of transparent **PC*** for insertion into tray panels and for mounting in extension frames.

M 1305H



M 1635H

M 1645H

VERSION	MATERIAL	COLOR	DIMENSIONS WIDTH mm	DEPTH mm	HEIGHT mm	ORDER CODE
Tray	PC	transparent	400	300	50	M 1305H
Divider	PC	transparent	400		50	M 1645H
Divider	PC	transparent		300	50	M 1635H

M 1301



M 1631H

M 1641H

VERSION	MATERIAL	COLOR	DIMENSIONS WIDTH mm	DEPTH mm	HEIGHT mm	ORDER CODE
Basket	PC	transparent	400	300	100	M 1301
Divider	PC	transparent	400		100	M 1641H
Divider	PC	transparent		300	100	M 1631H

M 1302

M 1642H

VERSION	MATERIAL	COLOR	DIMENSIONS WIDTH mm	DEPTH mm	HEIGHT mm	ORDER CODE
Basket	PC	transparent	400	300	200	M 1302
Divider	PC	transparent	400		200	M 1642H

*PC = polycarbonate

TRAYS & BASKETS IN ABS – ISO TRAY FORMAT 400 x 300 mm

Trays and baskets in accordance with **ISO standard (400 x 300 mm)** made of gray **ABS*** for insertion into tray panels or for mounting in extension frames.

M 0305H

M 0635H

M 0645H

VERSION	MATERIAL	COLOR	DIMENSIONS WIDTH mm	DEPTH mm	HEIGHT mm	ORDER CODE
Tray	ABS	light gray	400	300	50	**M 0305H**
Divider	ABS	light gray	400		50	**M 0645H**
Divider	ABS	light gray		300	50	**M 0635H**

M 0301

M 0631H

M 0641H

VERSION	MATERIAL	COLOR	DIMENSIONS WIDTH mm	DEPTH mm	HEIGHT mm	ORDER CODE
Basket	ABS	light gray	400	300	100	**M 0301**
Divider	ABS	light gray	400		100	**M 0641H**
Divider	ABS	light gray		300	100	**M 0631H**

M 0302

M 0642H

VERSION	MATERIAL	COLOR	DIMENSIONS WIDTH mm	DEPTH mm	HEIGHT mm	ORDER CODE
Basket	ABS	light gray	400	300	200	**M 0302**
Divider	ABS	light gray	400		200	**M 0642H**

*ABS = acrylonitrile butadiene styrene copolymer

SHELVES FOR TRAY PANELS

MODEL	WIDTH mm	DEPTH mm	HEIGHT mm	COLOR	UNIT	ORDER CODE
Shelf melamine	400	300	12	white	pc.	FB1204000300
Shelf melamine	400	600	12	white	pc.	FB1204000600
Shelf HPL*	400	300	8	white	pc.	FB0804000300
Shelf HPL*	400	600	8	white	pc.	FB0804000600
Shelves for mounting strips Shelf HPL* (incl. telescopic runners)	400	600	8	white	pc.	AAPL46ULF
Shelf HPL* (incl. telescopic runner)	600	400	8	white	pc.	AAPL64ULF

*HPL = High Pressure Laminate

CATHETER STORAGE

Catheter insert for upright storage (cradles and extensions included)

KAZ406070ULF

KAZ604070ULF

DIMENSIONS WIDTH mm	DEPTH mm	HEIGHT mm	ORDER CODE
400	600	700	KAZ406070ULF
600	400	700	KAZ604070ULF

Please order dividers separately.
Other heights are available on request.

Catheter insert for suspended storage



M46KHL06

MODEL	EXTENSION DEPTH mm	ORDER CODE
Catheter hook rail 2 x 5 hooks	600	M46KHL05
Catheter hook rail 2 x 6 hooks	600	M46KHL06
Catheter hook rail 2 x 8 hooks	600	M46KHL08
Catheter hook rail 2 x 10 hooks	600	M46KHL10
Catheter hook rail 2 x 3 hooks	400	M64KHL03
Catheter hook rail 2 x 4 hooks	400	M64KHL04
Catheter hook rail 2 x 5 hooks	400	M64KHL05

Catheter insert for suspended storage, preassembled on 8 mm HPL shelf with arrestor for tray panel insertion



M46KHL06FB

MODEL	EXTENSION DEPTH mm	ORDER CODE
Catheter hook rail 2 x 5 hooks	600	M46KHL05FB
Catheter hook rail 2 x 6 hooks	600	M46KHL06FB
Catheter hook rail 2 x 8 hooks	600	M46KHL08FB
Catheter hook rail 2 x 10 hooks	600	M46KHL10FB
Catheter hook rail 2 x 3 hooks	400	M64KHL03FB
Catheter hook rail 2 x 4 hooks	400	M64KHL04FB
Catheter hook rail 2 x 5 hooks	400	M64KHL05FB

For detailed information on hook intervals please ask for our data sheet!

FILE HOLDER STORAGE

BASKET FOR FILE HOLDERS WIDTH mm	DEPTH mm	ORDER CODE CRADLE	ORDER CODE BASKET
400	600	AR46ULF	M0602HR46
600	400	AR64ULF	M0602HR64

Cradle with telescopic runner to be ordered separately (see page 142).

LABELS AND LABEL ACCESSORIES

To guarantee an efficient and orderly marking of the articles in the modules, there are labels, label mounts and label holders to optimize working procedures.
The labels are stuck onto the label mounts. White labels indicate stocks available and on the reverse of the mount, a blue label indicates re-ordering is required.
When using this reversible label system, for the **stock and reserve compartments** together, you only need a single reversible label system unit.

MF0105H MF0101H

LABEL HOLDER AND PLASTIC INSERTS

MODEL	COLOR	UNIT	ORDER CODE
Label holder 44 x 64 mm (W x H)	transparent	pc.	MF0101H
Plastic inserts 40 x 60 x 1 mm (matching for MF0101H)	white	pc.	MF0102
Label holder 43 x 56 mm (W x H)	transparent	pc.	MF0105H
Plastic inserts 40 x 54 x 1 mm (matching for MF0105H)	white	pc.	MF0106H

LABEL FOR LASER PRINTING, SELF-ADHESIVE

MODEL	COLOR	UNIT	ORDER CODE
Adhesive label, 58 x 38 mm (matching for MF0102)	white	DIN A4 with 25 labels	MF0205
Adhesive label, 58 x 38 mm (matching for MF0102)	blue	DIN A4 with 25 labels	MF0206
Adhesive label, 52 x 34 mm (matching for MF0106H)	white	DIN A4 with 25 labels	MF0505
Adhesive label, 52 x 34 mm (matching for MF0106H)	blue	DIN A4 with 25 labels	MF0506

ADHESIVE LABELS FOR THERMAL TRANSFER PRINTING

MODEL	COLOR	UNIT	ORDER CODE
Adhesive label, 58 x 38 mm (matching for MF0102)	white	Roll of 250 pieces	MF0605
Adhesive label, 58 x 38 mm (matching for MF0102)	blue	Roll of 250 pieces	MF0606
Thermal transfer foil	black	Roll of 360 m	MF0600

! Other colors available on request!

LIST HOLDER AND LABEL INSERTION STRIP

MODEL	COLOR	UNIT	ORDER CODE
List holder DIN A4, self-adhesive	transparent	pc.	400502
Label insertion strip with slanted insert, 350 mm, self-adhesive	transparent	pc.	400504

CABINET SYSTEM haliONE 08.2

STORAGE AND SUPPLY ROOMS

page 151

CARE SUPPORT STATION

page 153

ADMINISTRATIVE WORKPLACE

page 153

„We realize your individual cabinet system!“

Hammerlit
... made to work.

CABINET SYSTEM haliONE TOPLINE

The Hammerlit cabinet system haliONE Topline offers a wide range of possibilities for the **equipment** of care support stations, storage and supply rooms as well as preparation rooms in hospitals and seniors' and nursing homes.
Many different varieties of cabinets with interior equipment to be chosen individually make it possible to design the working area precisely around the user's requirements.

STORAGE AND SUPPLY ROOMS

1 Carrier wall with tilt function
2 Telescopic extensions on fixing rails
3 Shelves for carrier walls
4 Catheter insert for upright storage
5 Catheter insert for suspended storage
6 Pull-out worktop for fixing rails
7 Compartment base on carrier
8 Solid pull-out frames for sterile goods trays / containers
9 Sloping cover

Storage of sterile goods containers and trays in ISO standard cabinets

MODEL	WIDTH mm	DEPTH mm	ORDER CODE
Pull-out frames for sterile goods containers, stainless steel, solid	400	600	ARAH4060ULFG
Pull-out frames for sterile goods containers, stainless steel, solid	600	400	ARAH6040ULFG
Pull-out frames for sterile goods containers, stainless steel, perforated	400	600	ARAH4060ULF
Pull-out frames for sterile goods containers, stainless steel, perforated	600	400	ARAH6040ULF

Suitable fixing rails and drawers will be found on page 142.

„We'll be delighted to advise you on site and help you with planning and realization!"

CABINET SYSTEM haliONE TOPLINE

OR-STORAGE

Storage of sterile goods containers and trays in STE standard cabinets

- For flexible storage of sterile goods containers of different heights there are CS040002000STE frames with rails adjustable in 75 mm steps CES55 available
- To make handling heavy sterile goods containers easier, we recommend the use of partly-extending frames ZOP000166
- Both runners and pull-out frames can be height-adjusted in 75 mm steps without using tools
- All components are of stainless steel 1.4301 (AISI 304)
- Frames seamlessly welded all round

MODEL	UNIT	ORDER CODE
1 Stainless steel frame for runners and pull-out frames	pair	CS040002000STE
2 Pull-out frame set	piece/each	ZOP000166
3 Drawer runners	pair	CE555

CABINET SYSTEM haliONE TOPLINE

CARE SUPPORT STATION

*Cupboard doors shown transparent

1 Anaesthetics safe*

2 Modular medicine cupboards with pull-out working surface*

3 Medicine refrigerator

4 Glare shields with concealed lamps

5 Rear wall lining

6 Spray/splash protection

7 Flush-fitting sink

8 Drawers with automatic soft-close mechanism

9 Screens

ADMINISTRATIVE WORKPLACE

1 Bottom cupboard with utensils drawer and storage drawers. Optionally also available with hanging file pull-out and mobile (roller container)

2 Carrying brackets for wall-fixing for optimum leg freedom

3 Rounded worktop

4 Upper cupboard with or without doors (doors optionally lockable)

CABINET SYSTEM haliONE TOPLINE

EXAMPLE: MEDICINE STORAGE IN A NURSING HOME

- The tall cabinets are equipped with trays and dividers, which allow room saving storage of patient medication and a clear overview.
- The week-dispensers are stored in the top cabinet with roll top front and with an extendable worktop.
- In the lower part you can see a refrigerated medicine cabinet. On request drug storage can be integrated.
- The labeling of the ISO trays (e.g. per patient) can be done with the labeling system shown on page 149.

TECHNICAL DESCRIPTION haliONE CABINET SYSTEM

Door hinges

Handles

Plinth

- **Carcase**
  The carcase is made as an individual carcase of melamine-coated 19 mm (rear wall 8 mm grooved) chipboard. The front edges are covered with **3 mm PU-glued ABS edges**.
- **Front panels**
  The front panels of 19 mm chipboard can optionally be faced with 0.3 mm melamine or 0.8 mm laminate.
- **Drawers**
  The drawers close automatically and are fitted with soft-close mechanism. For cleaning, the front valance can be removed without the use of tools.
- **Door hinges**
  The aluminium hinge with self-lubricating plastic bush can be opened to 270 degrees. It is let in flush into the carcase side wall and the inside of the door. Use of the module system is thus unrestricted in every position of the cupboard.
- **Handles**
  Segment bow handle with 192 mm drill spacing, stainless steel finish.
- **Plinth**
  Plinth valance of 19 mm chipboard with anthracite-colored melamine coating. The 2 mm-thick ABS edges are glued with PU adhesive. Valance connections are by means of anthracit-colored plastic elements. Optionally the plinth is also available with stainless steel valance or of 19 mm HPL.

AVAILABLE COLORS FOR haliONE TOPLINE

PRICE CATEGORY 1

BODY, SHELVES AND FRONTS: MELAMINE COATING IN THE DECORS OF PRICE CATEGORY 1

- Front White K101PE
- Vanilla U1301PE
- Maize U504PE
- Crocus U123PE
- Capri Blue U121PE
- Mint U126PE
- Sand U515PE
- Havanna U2512PE
- Gray U112PE
- Manhattan U540PE
- Dark Gray U171PE
- Birch D327BS
- Natural Maple D375PR
- Light Beech D391PR
- Acacia D2291VL

PRICE CATEGORY 2

BODY AND SHELVES: MELAMINE COATING IN THE DECORS OF PRICE CATEGORY 1
FRONTS: MELAMINE COATING IN THE DECORS OF PRICE CATEGORY 2

- Egg Shell U109BS
- Beige U522PE
- Magnolia L164
- Lemon U1330PE
- Citrus Yellow L6063
- Sunflower L4136
- Yellow U131PE
- Orange U136PE
- Chilli Red 7113BS
- Coral Red U148PE
- Lavender 8536BS
- Viola L2444
- Violet Blue 7186BS
- Ice Blue 7180BS
- Azure Blue L1194
- Marmara Blue 5515BS
- Paradise Blue L1828
- Atoll Blue U125PE
- Dark Blue U128PE
- Jade L212
- Turquoise U159PE
- Candy Blue L4085
- Lime U2504PE
- Green Apple U2643PE
- Emerald U155PE
- Vetro U153PE
- Cappuccino L4149S27
- Chocolate 8686BS
- Red Mist U569BS
- Silver D1308PE
- Light Pear D1353BS
- Beech D381PR
- Chamonix Oak D2216VL

PRICE CATEGORY 3

BODY AND SHELVES: MELAMINE COATING IN THE DECORS OF PRICE CATEGORY 1
FRONTS: LAMINATE COATING IN THE DECORS OF PRICE CATEGORY 1 + 2

Printed colors may appear different from actual colors!

haliONE TOPLINE TALL CABINETS WITH PLINTH

MODEL **HEIGHT 2100 mm**		ORDER CODE TALL CABINETS	WIDTH mm	DEPTH mm	HEIGHT mm	ORDER CODE SHELVES
	Tall cabinet (ISO) including holes for shelves or trays in combination with side panels or telescopic runners. Choice of left or right hand door opening.	HL03550452	355	452	2100	FB1903160372
		HL04550652	455	652	2100	FB1904160575
		HL06550452	655	452	2100	FB1906160372
	Tall cabinet including holes for shelves. Choice of left or right hand door opening.	HL04000452	400	452	2100	FB1903610372
		HL04000652	400	652	2100	FB1903610575
		HL04550452	455	452	2100	FB1904160372
		HL05000452	500	452	2100	FB1904610372
		HL05000652	500	652	2100	FB1904610575
		HL06000452	600	452	2100	FB1905610372
		HL06000652	600	652	2100	FB1905610575
		HL06550652	655	652	2100	FB1906160575
	Tall cabinet including holes for shelves. Cabinets with widths from 800 mm on: shelf front 25 mm. **Double doors** to be opened to the left and to the right.	HL07500452	750	452	2100	FB1907110372
		HL07500652	750	652	2100	FB1907110575
		HL08000452	800	452	2100	FB2507610372
		HL08000652	800	652	2100	FB2507610575
		HL09100452	910	452	2100	FB2508690372
		HL09100652	910	652	2100	FB2508690575
	Tall cabinet (ISO) including holes for shelves or trays in combination with side panels or telescopic runners. **Plastic roll front** to be opened bottom-up; secured against accidental closing.	HR04550720	455	720	2100	FB1904160575
		HR06550652 (incl. raised rear panel)	655	652	2100	FB1906160372
		HR06550520	655	520	2100	FB1906160372
		(optionally available with aluminum roller-shutters)				
	**Tall medicine cabinet.** Front pull out. Including 10 divisible medicine trays.	HM02550652	255	652	2100	
	Tall medicine cabinet. Front pull out. Including 2 x 10 divisible medicine trays.	HM03550652	355	652	2100	

haliONE TOPLINE LOWER CABINET WITH PLINTH

MODEL **HEIGHT 900 mm**		ORDER CODE LOWER CABINETS	WIDTH mm	DEPTH mm	HEIGHT mm	ORDER CODE SHELVES
	Storage cabinet (ISO) including holes for shelves or trays in combination with side panels or telescopic runners. Choice of left or right hand door opening.	UL03550452	355	452	900	FB1903160372
		UL04550652	455	652	900	FB1904160575
		UL06550452	655	452	900	FB1906160372
	Storage cabinet including holes for shelves. Choice of left or right hand door opening.	UL04000452	400	452	900	FB1903610372
		UL04000652	400	652	900	FB1903610575
		UL04550452	455	452	900	FB1904160372
		UL05000452	500	452	900	FB1904610372
		UL05000652	500	652	900	FB1904610575
		UL06000452	600	452	900	FB1905610372
		UL06000652	600	652	900	FB1905610575
		UL06550652	655	652	900	FB1906160575
	Storage cabinet including holes for shelves. Cabinets with widths from 800 mm on: shelf front 25 mm. **Double doors** to be opened to the left and to the right.	UL07500452	750	452	900	FB1907110372
		UL07500652	750	652	900	FB1907110575
		UL08000452	800	452	900	FB2507610372
		UL08000652	800	652	900	FB2507610575
		UL09100452	910	452	900	FB2508690372
		UL09100652	910	652	900	FB2508690575
		UL12000452	1200	452	900	FB2511590372
		UL12000652	1200	652	900	FB2511590575
	Sink cabinet including holes for shelves. Backside: 165 mm removable panel for installations. Front: 148 mm in front color. Choice of left or right hand door opening.	UW04550652	455	652	900	FB1904160575
		UW05000452	500	452	900	FB1904610372
		UW05000652	500	652	900	FB1904610575
		UW06000452	600	452	900	FB1905610372
		UW06000652	600	652	900	FB1905610575
		UW06550652	655	652	900	FB1906160575
	Sink cabinet including holes for shelves. Backside: 165 mm removable panel for installations. Front: 148 mm in front color. Cabinets with widths from 800 mm on: shelf front 25 mm. **Double doors** to be opened to the left and to the right.	UW07500452	750	452	900	FB1907110372
		UW07500652	750	652	900	FB1907110575
		UW08000452	800	452	900	FB2507610372
		UW08000652	800	652	900	FB2507610575
		UW09100452	910	452	900	FB2508690372
		UW09100652	910	652	900	FB2508690575
		UW12000452	1200	452	900	FB2511590372
		UW12000652	1200	652	900	FB2511590575

haliONE TOPLINE LOWER CABINET WITH PLINTH

MODEL **HEIGHT 900 mm**		ORDER CODE LOWER CABINETS	WIDTH mm	DEPTH mm	HEIGHT mm	NO. OF DRAWERS
	Drawer cabinet with full extension drawers and self- and soft close feature fitting for trays and baskets 400 x 600 x 200 mm (ISO).	UM04550652-3	455	652	900	3
		UM06550452-3	655	452	900	3
	Drawer cabinet with full extension drawers and self- and soft close feature fitting for trays and baskets 400 x 600 x 100 mm (ISO).	UM04550652-4	455	652	900	4
		UM06550452-4	655	452	900	4
	Drawer cabinet with full extension drawers and self- and soft close feature fitting for trays and baskets 400 x 600 x 100 mm (ISO).	UM04550652-5	455	652	900	5
		UM06550452-5	655	452	900	5

„Drawers with full-depth pull-out systems offer the possibility of product storage and simplify working procedures!“

haliONE TOPLINE LOWER CABINETS WITH PLINTH

MODEL **HEIGHT 900 mm**		ORDER CODE LOWER CABINETS	WIDTH mm	DEPTH mm	HEIGHT mm	NO. OF DRAWERS
	Drawer cabinet with full extension drawers and self- and soft close feature.	US04000452-2	400	452	900	2
		US04000652-2	400	652	900	2
		US04550452-2	455	452	900	2
		US04550652-2	455	652	900	2
		US05000452-2	500	452	900	2
		US05000652-2	500	652	900	2
		US06000452-2	600	452	900	2
		US06000652-2	600	652	900	2
		US06550452-2	655	452	900	2
		US06550652-2	655	652	900	2
	Drawer cabinet with full extension drawers and self- and soft close feature.	US04000452-3	400	452	900	3
		US04000652-3	400	652	900	3
		US04550452-3	455	452	900	3
		US04550652-3	455	652	900	3
		US05000452-3	500	452	900	3
		US05000652-3	500	652	900	3
		US06000452-3	600	452	900	3
		US06000652-3	600	652	900	3
		US06550452-3	655	452	900	3
		US06550652-3	655	652	900	3
	Drawer cabinet with full extension drawers and self- and soft close feature.	US04000452-4	400	452	900	4
		US04000652-4	400	652	900	4
		US04550452-4	455	452	900	4
		US04550652-4	455	652	900	4
		US05000452-4	500	452	900	4
		US05000652-4	500	652	900	4
		US06000452-4	600	452	900	4
		US06000652-4	600	652	900	4
		US06550452-4	655	452	900	4
		US06550652-4	655	652	900	4
	Drawer cabinet with full extension drawers and self- and soft close feature.	US04000452-5	400	452	900	5
		US04000652-5	400	652	900	5
		US04550452-5	455	452	900	5
		US04550652-5	455	652	900	5
		US05000452-5	500	452	900	5
		US05000652-5	500	652	900	5
		US06000452-5	600	452	900	5
		US06000652-5	600	652	900	5
		US06550452-5	655	452	900	5
		US06550652-5	655	652	900	5
	Drawer cabinet with full extension drawers and self- and soft close feature.	US04000452-6	400	452	900	6
		US04000652-6	400	652	900	6
		US04550452-6	455	452	900	6
		US04550652-6	455	652	900	6
		US05000452-6	500	452	900	6
		US05000652-6	500	652	900	6
		US06000452-6	600	452	900	6
		US06000652-6	600	652	900	6
		US06550452-6	655	452	900	6
		US06550652-6	655	652	900	6

haliONE TOPLINE UPPER CABINETS

MODEL **HEIGHT 1200 mm**		ORDER CODE UPPER CABINETS	WIDTH mm	DEPTH mm	HEIGHT mm	ORDER CODE SHELVES
	Storage cabinet (ISO) including holes for shelves or trays/baskets in combination with side panels or telescopic runners. Choice of left or right hand door opening.	AL03550452	355	452	1200	FB1903160372
		AL04550652	455	652	1200	FB1904160575
		AL06550452	655	452	1200	FB1906160372
	Storage cabinet including holes for shelves. Choice of left or right hand door opening.	AL04000452	400	452	1200	FB1903610372
		AL04000652	400	652	1200	FB1903610575
		AL04550452	455	452	1200	FB1904160372
		AL05000452	500	452	1200	FB1904610372
		AL05000652	500	652	1200	FB1904610575
		AL06000452	600	452	1200	FB1905610372
		AL06000652	600	652	1200	FB1905610575
		AL06550652	655	652	1200	FB1906160575
	Storage cabinet including holes for shelves. Cabinets with widths from 800 mm on: shelf front 25 mm. **Double doors** to be opened to the left and to the right.	AL07500452	750	452	1200	FB1907110372
		AL07500652	750	652	1200	FB1907110575
		AL08000452	800	452	1200	FB2507610372
		AL08000652	800	652	1200	FB2507610575
		AL09100452	910	452	1200	FB2508690372
		AL09100652	910	652	1200	FB2508690575
	Storage cabinet (ISO) including holes for shelves or trays/baskets in combination with side panels or telescopic runners. **Plastic roll front** to be opened bottom-up; secured against accidental closing.	AR04550720	455	720	1200	FB1904160575
		AR06550652 (incl. raised rear panel)	655	652	1200	FB1906160372
		AR06550520	655	520	1200	FB1906160372
		(optionally available with aluminum roller shutters)				

haliONE TOPLINE UPPER CABINETS (WALL-MOUNTED)

MODEL **HEIGHT 650 mm**		ORDER CODE UPPER CABINETS	WIDT mm	DEPTH mm	HEIGHT mm	ORDER CODE SHELVES
	Storage cabinet (ISO) including holes for shelves or trays/baskets in combination with side panel. For wall mounting hangers integrated. Choice of left or right hand door opening.	OL03550452	355	452	650	FB1903160372
		OL04550376	455	376	650	FB1904160299
		OL04550652	455	652	650	FB1904160575
		OL06550452	655	452	650	FB1906160372
	Storage cabinet (ISO) including holes for shelves. For wall mounting hangers integrated. Choice of left or right hand door opening.	OL04000376	400	376	650	FB1903610299
		OL04000452	400	452	650	FB1903610372
		OL04000652	400	652	650	FB1903610575
		OL04550452	455	452	650	FB1904160372
		OL05000376	500	376	650	FB1904610299
		OL05000452	500	452	650	FB1904610372
		OL05000652	500	652	650	FB1904610575
		OL06000376	600	376	650	FB1905610299
		OL06000452	600	452	650	FB1905610372
		OL06000652	600	652	650	FB1905610575
		OL06550376	655	376	650	FB1906160299
		OL06550652	655	652	650	FB1906160575
	Storage cabinet including holes for shelves. For wall mounting hangers integrated. For cabinets wider than 910 mm: vertical shelf inside. **Double doors** to be opened to the left and to the right.	OL07500376	750	376	650	FB1907110299
		OL07500452	750	452	650	FB1907110372
		OL07500652	750	652	650	FB1907110575
		OL08000376	800	376	650	FB2507610299
		OL08000452	800	452	650	FB2507610372
		OL08000652	800	652	650	FB2507610575
		OL09100376	910	376	650	FB1904250299
		OL09100452	910	452	650	FB1904250372
		OL09100652	910	652	650	FB1904250575

haliONE TOPLINE UPPER CABINETS (WALL-MOUNTED)

MODEL **HEIGHT 450 mm**		ORDER CODE UPPER CABINETS	WIDT mm	DEPTH mm	HEIGHT mm	ORDER CODE SHELVES
	Upper cabinet (ISO) including holes for shelves or trays/baskets in combination with side panel. For wall mounting hangers integrated. Choice of left or right hand door opening.	DL03550452	355	452	450	FB1903160372
		DL04550376	455	376	450	FB1904160299
		DL04550652	455	652	450	FB1904160575
		DL06550452	655	452	450	FB1906160372
	Upper cabinet (ISO) including holes for shelves. For wall mounting hangers integrated. Choice of left or right hand door opening.	DL04000376	400	376	450	FB1903610299
		DL04000452	400	452	450	FB1903610372
		DL04000652	400	652	450	FB1903610575
		DL04550452	455	452	450	FB1904160372
		DL05000376	500	376	450	FB1904610299
		DL05000452	500	452	450	FB1904610372
		DL05000652	500	652	450	FB1904610575
		DL06000376	600	376	450	FB1905610299
		DL06000452	600	452	450	FB1905610372
		DL06000652	600	652	450	FB1905610575
		DL06550376	655	376	450	FB1906160299
		DL06550652	655	652	450	FB1906160575
	Upper cabinet including holes for shelves. For wall mounting hangers integrated. For cabinets wider than 910 mm: vertical shelf inside. **Double doors** to be opened to the left and to the right.	DL07500376	750	376	450	FB1907110299
		DL07500452	750	452	450	FB1907110372
		DL07500652	750	652	450	FB1907110575
		DL08000376	800	376	450	FB2507610299
		DL08000452	800	452	450	FB2507610372
		DL08000652	800	652	450	FB2507610575
		DL09100376	910	376	450	FB1904250299
		DL09100452	910	452	450	FB1904250372
		DL09100652	910	652	450	FB1904250575
		DL12000376	1200	376	450	FB1905700299
		DL12000452	1200	452	450	FB1905700372
		DL12000652	1200	652	450	FB1905700575

haliONE TOPLINE MOBILE CABINETS AND FUNCTIONAL CABINETS

MODEL		ORDER CODE MOBILE CABINETS FUNCTIONAL CABINETS	WIDTH mm	DEPTH mm	HEIGHT mm	NO. OF SHELVES
	Mobile cabinet 1 x Utensil drawer 1 x Drawer 1 x File drawer Interlock system 4 swivel casters	RC04350620-3	435	615	620	3
	Mobile cabinet 1 x Utensil drawer 3 x Drawer Interlock system 4 swivel casters	RC04350620-4	435	615	620	4
	Lower cabinet accommodating the refrigerated medicine cabinet DS301H. Including inlet/outlet air ventilation and storage trays. Choice of left or right hand door opening.	UK06550652-3	655	652	900	
	Lower cabinet accommodating the refrigerated medicine cabinet DS601H. Including inlet/outlet air ventilation and storage trays. Choice of left or right hand door opening.	UK06550652-6	655	652	900	
	Z-Wardrobe Cabinet Dry room Z-shape locker with construction for shoe storage. Incl. air ventilation. Configuration: one triple hook, doors with different keys, incl. 1 general key. Aluminum name plate. Door opens at a radius of approx. 100°. Bottom construction for shoe storage made of 30 x 30 x 2 mm square tube design. Shoe shelf of 15 x 15 x 2 mm steel tube, color light gray.		330*	500*	1540**	

*Dimensions per unit
**excl . 450 mm frame height

WORKTOPS

High-pressure laminate worktops (HPL)
HPL (High Pressure Laminate) worktops are resistant against various chemicals and can also resist higher temperatures. Short-term temperature resistance of up to 230 °C; easy to clean smooth surface.

Material: 38 mm particle board with 0.8 mm laminate. Approx. 110 different colors available.

Three different types of profiles for the worktops are availabe:

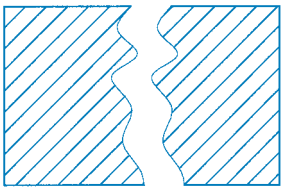

Profile 03
front side straight

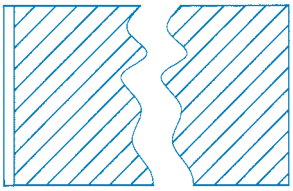

Profile 630
with 1.5 mm PP edge

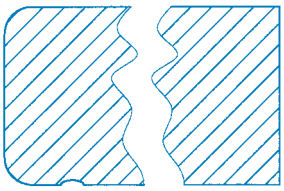

Profile 04
Drip catcher
Front side rounded with drip catcher to prevent water ingress between work surface and cabinets underneath.

The following depths are available and can be shortened individually:

MAX. DEPTH mm	PROFILE 03	PROFILE 630	PROFILE 04
600	APL 03-060	APL 630-060	APL 04-060
750	APL 03-075	APL 630-075	APL 04-075
900	APL 03-090	APL 630-090	APL 04-090
1200	APL 03-120	APL 630-120	APL 04-120

! Corner worktops on request!

HPL worktop with drop-in stainless steel sink

All Hammerlit sinks have a standard drop-in design and the **flush installation** underneath the HPL surface ensures **hygienic conditions.** The gap is sealed with epoxy. This prevents ingress of humidity.

! Worktops also available made of Corian®, Granit, Trespa® and stainless steel!

Worktop made of Corian®

Worktop made of stainless steel

SINKS

Stainless steel surfaces without overflow

- For laminated worktops, drop-in fitting, hygienic with overflow plug

MODEL	ORDER CODE
Stainless steel sink (Blancotop EE3x4) 330 x 470 x 150 mm (W x D x H) matt polish, without overflow	230114
Overflow plug, 1.5"	230116

MODEL	ORDER CODE
Stainless steel sink (Blancotop EE4x4) 435 x 470 x 150 mm (W x D x H) matt polish, without overflow	230115
Overflow plug, 1.5"	230117

MODEL	ORDER CODE
Stainless steel sink (Blancotop 5542EE) 500 x 500 x 200 mm (W x D x H) matt polish, without overflow	230232
Overflow plug, 1.5"	230212

MODEL	ORDER CODE
Stainless steel sink (Blancotop 5543EE) 500 x 500 x 300 mm (W x D x H) matt polish, without overflow	230233
Overflow plug, 1.5"	230213

Stainless steel surfaces with overflow

- For laminated worktops, drop-in fitting, for kitchens. Equipped with overflow.

MODEL	ORDER CODE
Stainless steel bowl sink L 18 390 OKG Ø 420 mm, with overflow	20003

MODEL	ORDER CODE
Stainless steel sink with drainboard 780 x 435 x 140 mm (W x D x H) matt polish, with overflow	ETN614

DRUG STORAGE (BTM)

ZSA 225

Series ZSA (Security level A according to VDMA 24992 issued May 1995th)

// CONSTRUCTION

+ Double wall doors
+ Single wall, door thickness 6 mm
+ Manganese steel plate protects lock

// LOCK

+ Security lock
+ 2 keys

MODEL ORDER CODE	OUTSIDE DIMENSIONS WIDTH mm	DEPTH mm	HEIGHT mm	INSIDE DIMENSIONS WIDTH mm	DEPTH mm	HEIGHT mm	WEIGHT kg
ZSA 220	250	200	170	240	165	160	9
ZSA 225	250	250	170	240	215	160	10
ZSA 230	250	300	170	240	265	160	11
ZSA 325	250	250	240	240	215	230	13
ZSA 330	250	300	240	240	265	230	14
ZSA 430	250	300	300	240	265	290	18
ZSA 344-M	406	400	300	396	365	290	26
ZSA 342-M	406	245	320	396	210	310	25
ZSA 352-M	556	245	320	546	210	310	38
ZSA 354-M	556	400	320	546	365	310	42
ZSA 443	480	360	400	470	325	390	34
ZSA 444-M	406	400	400	396	365	390	34
ZSA 442	400	200	450	390	165	440	26
ZSA 744-M	406	420	700	396	385	690	52
ZSA 444-Z-M	400	400	450	390	365	140+290	38
ZSA 642-Z	400	200	600	390	165	190+390	44

Z = two doors, upper part 1/3 (night service), below part 2/3 (daily service); M = fitting for tray cabinets